
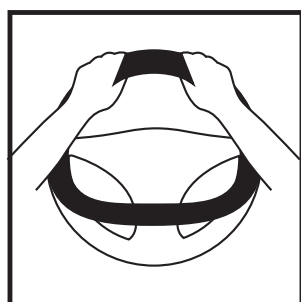


STEERING WHEEL COVER & SEAT BELT COMFORTER FITTING INSTRUCTIONS



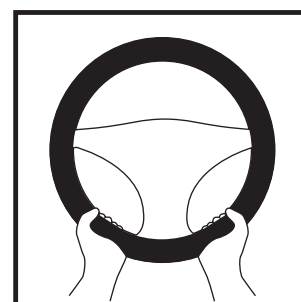
STEP 1:
Allow steering wheel to
soften in the sun for
easy installation.



STEP 2:
Place over the top of the
steering wheel.



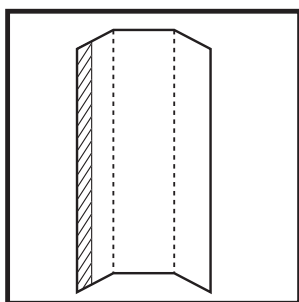
STEP 3:
Firmly pull cover down
each side simultaneously.



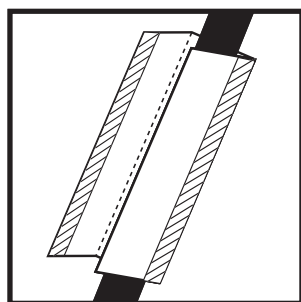
STEP 4:
Pull the bottom of the
cover over the bottom
of the steering wheel.

- Designed to fit 15"/38cm diameter steering wheels.
- Ensure steering wheel cover does not slide when fitted.

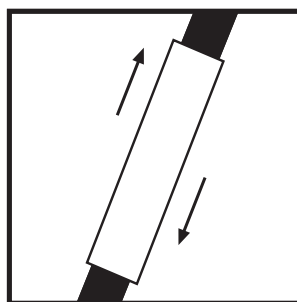
Note: Steering wheel covers are designed to be a tight fit.
Some effort is required when fitting.



STEP 1:
Pull apart the hook & loop
strips to open up the
comforter.



STEP 2:
Place comforter around
the seat belt and fold
2 sides together, making
sure the hook & loop
strips are evenly matched
and press firmly to close.



STEP 3:
Adjust height of comforter
by sliding it up or down
the seat belt until a
comfortable position is
achieved.

- Reduces friction caused by seat belt.
- Adjustable to suit any height.
- Ensure seat belts are not obstructed by the seat belt comforter.